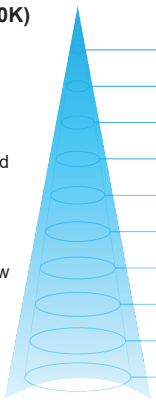




Fixture photometric table

Fixture model Studio Force II V72 (3200K)

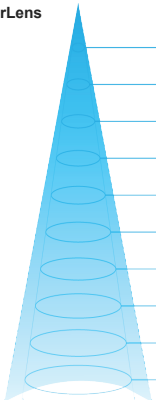
Field: 45°
 Beam: 22°
 Magnification (mf): 0.39 x
 Candelas: 139900 Cd
 Lumens: 35000 lm
 Watts: 750 w
 Lumen/w: 186.5 lm/w
 CRI Ra: 91
 TM-30 Rf / Rg: 92 / 103
 Duv: -0.0001



| Throw Distance | | Field Spread | | Beam Spread | | Full On | |
|----------------|---------|--------------|---------|-------------|---------|-----------|------------|
| m | ft | m | ft | m | ft | Lux | Footcandle |
| 1.00 m | 3.3 ft | 0.8 m | 2.7 ft | 0.4 m | 1.3 ft | 139900 lx | 12997 fc |
| 1.53 m | 5.0 ft | 1.3 m | 4.2 ft | 0.6 m | 2.0 ft | 59763 lx | 5552 fc |
| 3.05 m | 10.0 ft | 2.5 m | 8.3 ft | 1.2 m | 3.9 ft | 15039 lx | 1397 fc |
| 3.95 m | 13.0 ft | 3.3 m | 10.7 ft | 1.5 m | 5.0 ft | 8967 lx | 833 fc |
| 4.56 m | 15.0 ft | 3.8 m | 12.4 ft | 1.8 m | 5.8 ft | 6728 lx | 625 fc |
| 6.10 m | 20.0 ft | 5.1 m | 16.6 ft | 2.4 m | 7.8 ft | 3760 lx | 349 fc |
| 6.85 m | 22.5 ft | 5.7 m | 18.6 ft | 2.7 m | 8.7 ft | 2982 lx | 277 fc |
| 7.63 m | 25.0 ft | 6.3 m | 20.7 ft | 3.0 m | 9.7 ft | 2403 lx | 223 fc |
| 9.15 m | 30.0 ft | 7.6 m | 24.9 ft | 3.6 m | 11.7 ft | 1671 lx | 155 fc |
| 10.07 m | 33.0 ft | 8.3 m | 27.4 ft | 3.9 m | 12.8 ft | 1380 lx | 128 fc |

Fixture model Studio Force II V72 (3200K) BorderLens

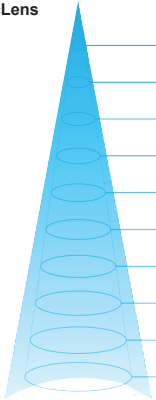
Field: 74°
 Beam: 34°
 Magnification (mf): 0.61 x
 Candelas: 46100 Cd
 Lumens: 30100 lm
 Watts: 750 w
 Lumen/w: 61.6 lm/w
 CRI Ra: 91
 TM-30 Rf / Rg: 92 / 103
 Duv: -0.0001



| Throw Distance | | Field Spread | | Beam Spread | | Full On | |
|----------------|---------|--------------|---------|-------------|---------|----------|------------|
| m | ft | m | ft | m | ft | Lux | Footcandle |
| 1.00 m | 3.3 ft | 1.5 m | 4.9 ft | 0.6 m | 2.0 ft | 46100 lx | 4283 fc |
| 1.53 m | 5.0 ft | 2.3 m | 7.6 ft | 0.9 m | 3.1 ft | 19693 lx | 1830 fc |
| 3.05 m | 10.0 ft | 4.6 m | 15.1 ft | 1.9 m | 6.1 ft | 4956 lx | 460 fc |
| 3.95 m | 13.0 ft | 6.0 m | 19.5 ft | 2.4 m | 7.9 ft | 2955 lx | 274 fc |
| 4.56 m | 15.0 ft | 6.9 m | 22.5 ft | 2.8 m | 9.1 ft | 2217 lx | 206 fc |
| 6.10 m | 20.0 ft | 9.2 m | 30.2 ft | 3.7 m | 12.2 ft | 1239 lx | 115 fc |
| 6.85 m | 22.5 ft | 10.3 m | 33.9 ft | 4.2 m | 13.7 ft | 982 lx | 91 fc |
| 7.63 m | 25.0 ft | 11.5 m | 37.7 ft | 4.7 m | 15.3 ft | 792 lx | 74 fc |
| 9.15 m | 30.0 ft | 13.8 m | 45.2 ft | 5.6 m | 18.4 ft | 551 lx | 51 fc |
| 10.07 m | 33.0 ft | 15.2 m | 49.8 ft | 6.2 m | 20.2 ft | 455 lx | 42 fc |

Fixture model Studio Force II V72 (3200K) CycLens

Field: 104°
 Beam: 44°
 Magnification (mf): 0.81 x
 Candelas: 44700 Cd
 Lumens: 29700 lm
 Watts: 750 w
 Lumen/w: 59.7 lm/w
 CRI Ra: 91
 TM-30 Rf / Rg: 92 / 103
 Duv: -0.0001



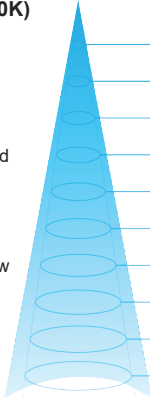
| Throw Distance | | Field Spread | | Beam Spread | | Full On | |
|----------------|---------|--------------|---------|-------------|---------|----------|------------|
| m | ft | m | ft | m | ft | Lux | Footcandle |
| 1.00 m | 3.3 ft | 2.6 m | 8.4 ft | 0.8 m | 2.7 ft | 44700 lx | 4153 fc |
| 1.53 m | 5.0 ft | 3.9 m | 12.8 ft | 1.2 m | 4.1 ft | 19095 lx | 1774 fc |
| 3.05 m | 10.0 ft | 7.8 m | 25.6 ft | 2.5 m | 8.1 ft | 4805 lx | 446 fc |
| 3.95 m | 13.0 ft | 10.1 m | 33.2 ft | 3.2 m | 10.5 ft | 2865 lx | 266 fc |
| 4.56 m | 15.0 ft | 11.7 m | 38.3 ft | 3.7 m | 12.1 ft | 2150 lx | 200 fc |
| 6.10 m | 20.0 ft | 15.6 m | 51.2 ft | 4.9 m | 16.2 ft | 1201 lx | 112 fc |
| 6.85 m | 22.5 ft | 17.5 m | 57.5 ft | 5.5 m | 18.2 ft | 953 lx | 89 fc |
| 7.63 m | 25.0 ft | 19.5 m | 64.1 ft | 6.2 m | 20.2 ft | 768 lx | 71 fc |
| 9.15 m | 30.0 ft | 23.4 m | 76.8 ft | 7.4 m | 24.3 ft | 534 lx | 50 fc |
| 10.07 m | 33.0 ft | 25.8 m | 84.6 ft | 8.1 m | 26.7 ft | 441 lx | 41 fc |



Fixture photometric table

Fixture model Studio Force II V72 (4400K)

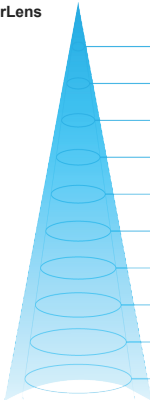
Field: 45°
 Beam: 22°
 Magnification (mf): 0.39 x
 Candelas: 147700 Cd
 Lumens: 36900 lm
 Watts: 770 w
 Lumen/w: 191.8 lm/w
 CRI Ra: 95
 TM-30 Rf / Rg: 92 / 102
 Duv: -0.0001



| Throw Distance | | Field Spread | | Beam Spread | | Full On | |
|----------------|---------|--------------|---------|-------------|---------|-----------|------------|
| m | ft | m | ft | m | ft | Lux | Footcandle |
| 1.00 m | 3.3 ft | 0.8 m | 2.7 ft | 0.4 m | 1.3 ft | 147700 lx | 13722 fc |
| 1.53 m | 5.0 ft | 1.3 m | 4.2 ft | 0.6 m | 2.0 ft | 63095 lx | 5862 fc |
| 3.05 m | 10.0 ft | 2.5 m | 8.3 ft | 1.2 m | 3.9 ft | 15877 lx | 1475 fc |
| 3.95 m | 13.0 ft | 3.3 m | 10.7 ft | 1.5 m | 5.0 ft | 9466 lx | 879 fc |
| 4.56 m | 15.0 ft | 3.8 m | 12.4 ft | 1.8 m | 5.8 ft | 7103 lx | 660 fc |
| 6.10 m | 20.0 ft | 5.1 m | 16.6 ft | 2.4 m | 7.8 ft | 3969 lx | 369 fc |
| 6.85 m | 22.5 ft | 5.7 m | 18.6 ft | 2.7 m | 8.7 ft | 3148 lx | 292 fc |
| 7.63 m | 25.0 ft | 6.3 m | 20.7 ft | 3.0 m | 9.7 ft | 2537 lx | 236 fc |
| 9.15 m | 30.0 ft | 7.6 m | 24.9 ft | 3.6 m | 11.7 ft | 1764 lx | 164 fc |
| 10.07 m | 33.0 ft | 8.3 m | 27.4 ft | 3.9 m | 12.8 ft | 1457 lx | 135 fc |

Fixture model Studio Force II V72 (4400K) BorderLens

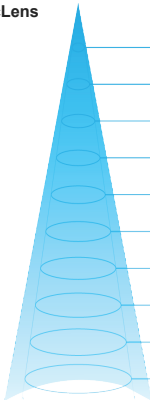
Field: 74°
 Beam: 34°
 Magnification (mf): 0.61 x
 Candelas: 48700 Cd
 Lumens: 31700 lm
 Watts: 770 w
 Lumen/w: 63.3 lm/w
 CRI Ra: 95
 TM-30 Rf / Rg: 92 / 102
 Duv: -0.0001



| Throw Distance | | Field Spread | | Beam Spread | | Full On | |
|----------------|---------|--------------|---------|-------------|---------|----------|------------|
| m | ft | m | ft | m | ft | Lux | Footcandle |
| 1.00 m | 3.3 ft | 1.5 m | 4.9 ft | 0.6 m | 2.0 ft | 48700 lx | 4524 fc |
| 1.53 m | 5.0 ft | 2.3 m | 7.6 ft | 0.9 m | 3.1 ft | 20804 lx | 1933 fc |
| 3.05 m | 10.0 ft | 4.6 m | 15.1 ft | 1.9 m | 6.1 ft | 5235 lx | 486 fc |
| 3.95 m | 13.0 ft | 6.0 m | 19.5 ft | 2.4 m | 7.9 ft | 3121 lx | 290 fc |
| 4.56 m | 15.0 ft | 6.9 m | 22.5 ft | 2.8 m | 9.1 ft | 2342 lx | 218 fc |
| 6.10 m | 20.0 ft | 9.2 m | 30.2 ft | 3.7 m | 12.2 ft | 1309 lx | 122 fc |
| 6.85 m | 22.5 ft | 10.3 m | 33.9 ft | 4.2 m | 13.7 ft | 1038 lx | 96 fc |
| 7.63 m | 25.0 ft | 11.5 m | 37.7 ft | 4.7 m | 15.3 ft | 837 lx | 78 fc |
| 9.15 m | 30.0 ft | 13.8 m | 45.2 ft | 5.6 m | 18.4 ft | 582 lx | 54 fc |
| 10.07 m | 33.0 ft | 15.2 m | 49.8 ft | 6.2 m | 20.2 ft | 480 lx | 45 fc |

Fixture model Studio Force II V72 (4400K) CycLens

Field: 104°
 Beam: 44°
 Magnification (mf): 0.81 x
 Candelas: 47200 Cd
 Lumens: 31400 lm
 Watts: 770 w
 Lumen/w: 61.4 lm/w
 CRI Ra: 95
 TM-30 Rf / Rg: 92 / 102
 Duv: -0.0001



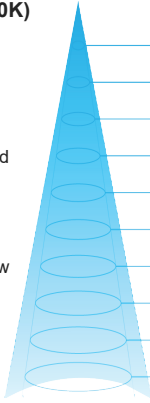
| Throw Distance | | Field Spread | | Beam Spread | | Full On | |
|----------------|---------|--------------|---------|-------------|---------|----------|------------|
| m | ft | m | ft | m | ft | Lux | Footcandle |
| 1.00 m | 3.3 ft | 2.6 m | 8.4 ft | 0.8 m | 2.7 ft | 47200 lx | 4385 fc |
| 1.53 m | 5.0 ft | 3.9 m | 12.8 ft | 1.2 m | 4.1 ft | 20163 lx | 1873 fc |
| 3.05 m | 10.0 ft | 7.8 m | 25.6 ft | 2.5 m | 8.1 ft | 5074 lx | 471 fc |
| 3.95 m | 13.0 ft | 10.1 m | 33.2 ft | 3.2 m | 10.5 ft | 3025 lx | 281 fc |
| 4.56 m | 15.0 ft | 11.7 m | 38.3 ft | 3.7 m | 12.1 ft | 2270 lx | 211 fc |
| 6.10 m | 20.0 ft | 15.6 m | 51.2 ft | 4.9 m | 16.2 ft | 1268 lx | 118 fc |
| 6.85 m | 22.5 ft | 17.5 m | 57.5 ft | 5.5 m | 18.2 ft | 1006 lx | 93 fc |
| 7.63 m | 25.0 ft | 19.5 m | 64.1 ft | 6.2 m | 20.2 ft | 811 lx | 75 fc |
| 9.15 m | 30.0 ft | 23.4 m | 76.8 ft | 7.4 m | 24.3 ft | 564 lx | 52 fc |
| 10.07 m | 33.0 ft | 25.8 m | 84.6 ft | 8.1 m | 26.7 ft | 465 lx | 43 fc |



Fixture photometric table

Fixture model Studio Force II V72 (5600K)

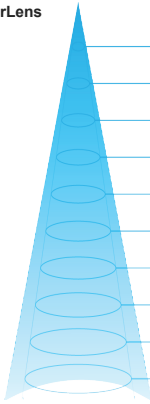
Field: 45°
Beam: 22°
Magnification (mf): 0.39 x
Candelas: 146700 Cd
Lumens: 36700 lm
Watts: 765 w
Lumen/w: 191.8 lm/w
CRI Ra: 95
TM-30 Rf / Rg: 91 / 103
Duv: -0.0003



| Throw Distance | | Field Spread | | Beam Spread | | Full On | |
|----------------|---------|--------------|---------|-------------|---------|-----------|------------|
| m | ft | m | ft | m | ft | Lux | Footcandle |
| 1.00 m | 3.3 ft | 0.8 m | 2.7 ft | 0.4 m | 1.3 ft | 146700 lx | 13629 fc |
| 1.53 m | 5.0 ft | 1.3 m | 4.2 ft | 0.6 m | 2.0 ft | 62668 lx | 5822 fc |
| 3.05 m | 10.0 ft | 2.5 m | 8.3 ft | 1.2 m | 3.9 ft | 15770 lx | 1465 fc |
| 3.95 m | 13.0 ft | 3.3 m | 10.7 ft | 1.5 m | 5.0 ft | 9402 lx | 874 fc |
| 4.56 m | 15.0 ft | 3.8 m | 12.4 ft | 1.8 m | 5.8 ft | 7055 lx | 655 fc |
| 6.10 m | 20.0 ft | 5.1 m | 16.6 ft | 2.4 m | 7.8 ft | 3942 lx | 366 fc |
| 6.85 m | 22.5 ft | 5.7 m | 18.6 ft | 2.7 m | 8.7 ft | 3126 lx | 290 fc |
| 7.63 m | 25.0 ft | 6.3 m | 20.7 ft | 3.0 m | 9.7 ft | 2520 lx | 234 fc |
| 9.15 m | 30.0 ft | 7.6 m | 24.9 ft | 3.6 m | 11.7 ft | 1752 lx | 163 fc |
| 10.07 m | 33.0 ft | 8.3 m | 27.4 ft | 3.9 m | 12.8 ft | 1447 lx | 134 fc |

Fixture model Studio Force II V72 (5600K) BorderLens

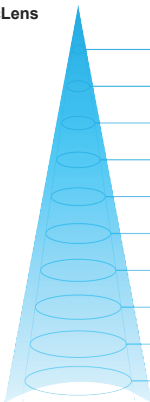
Field: 74°
Beam: 34°
Magnification (mf): 0.61 x
Candelas: 48400 Cd
Lumens: 31600 lm
Watts: 765 w
Lumen/w: 63.3 lm/w
CRI Ra: 95
TM-30 Rf / Rg: 91 / 103
Duv: -0.0003



| Throw Distance | | Field Spread | | Beam Spread | | Full On | |
|----------------|---------|--------------|---------|-------------|---------|----------|------------|
| m | ft | m | ft | m | ft | Lux | Footcandle |
| 1.00 m | 3.3 ft | 1.5 m | 4.9 ft | 0.6 m | 2.0 ft | 48400 lx | 4497 fc |
| 1.53 m | 5.0 ft | 2.3 m | 7.6 ft | 0.9 m | 3.1 ft | 20676 lx | 1921 fc |
| 3.05 m | 10.0 ft | 4.6 m | 15.1 ft | 1.9 m | 6.1 ft | 5203 lx | 483 fc |
| 3.95 m | 13.0 ft | 6.0 m | 19.5 ft | 2.4 m | 7.9 ft | 3102 lx | 288 fc |
| 4.56 m | 15.0 ft | 6.9 m | 22.5 ft | 2.8 m | 9.1 ft | 2328 lx | 216 fc |
| 6.10 m | 20.0 ft | 9.2 m | 30.2 ft | 3.7 m | 12.2 ft | 1301 lx | 121 fc |
| 6.85 m | 22.5 ft | 10.3 m | 33.9 ft | 4.2 m | 13.7 ft | 1031 lx | 96 fc |
| 7.63 m | 25.0 ft | 11.5 m | 37.7 ft | 4.7 m | 15.3 ft | 831 lx | 77 fc |
| 9.15 m | 30.0 ft | 13.8 m | 45.2 ft | 5.6 m | 18.4 ft | 578 lx | 54 fc |
| 10.07 m | 33.0 ft | 15.2 m | 49.8 ft | 6.2 m | 20.2 ft | 477 lx | 44 fc |

Fixture model Studio Force II V72 (5600K) CycLens

Field: 104°
Beam: 44°
Magnification (mf): 0.81 x
Candelas: 46900 Cd
Lumens: 31200 lm
Watts: 765 w
Lumen/w: 61.4 lm/w
CRI Ra: 95
TM-30 Rf / Rg: 91 / 103
Duv: -0.0003



| Throw Distance | | Field Spread | | Beam Spread | | Full On | |
|----------------|---------|--------------|---------|-------------|---------|----------|------------|
| m | ft | m | ft | m | ft | Lux | Footcandle |
| 1.00 m | 3.3 ft | 2.6 m | 8.4 ft | 0.8 m | 2.7 ft | 46900 lx | 4357 fc |
| 1.53 m | 5.0 ft | 3.9 m | 12.8 ft | 1.2 m | 4.1 ft | 20035 lx | 1861 fc |
| 3.05 m | 10.0 ft | 7.8 m | 25.6 ft | 2.5 m | 8.1 ft | 5042 lx | 468 fc |
| 3.95 m | 13.0 ft | 10.1 m | 33.2 ft | 3.2 m | 10.5 ft | 3006 lx | 279 fc |
| 4.56 m | 15.0 ft | 11.7 m | 38.3 ft | 3.7 m | 12.1 ft | 2256 lx | 210 fc |
| 6.10 m | 20.0 ft | 15.6 m | 51.2 ft | 4.9 m | 16.2 ft | 1260 lx | 117 fc |
| 6.85 m | 22.5 ft | 17.5 m | 57.5 ft | 5.5 m | 18.2 ft | 1000 lx | 93 fc |
| 7.63 m | 25.0 ft | 19.5 m | 64.1 ft | 6.2 m | 20.2 ft | 806 lx | 75 fc |
| 9.15 m | 30.0 ft | 23.4 m | 76.8 ft | 7.4 m | 24.3 ft | 560 lx | 52 fc |
| 10.07 m | 33.0 ft | 25.8 m | 84.6 ft | 8.1 m | 26.7 ft | 463 lx | 43 fc |